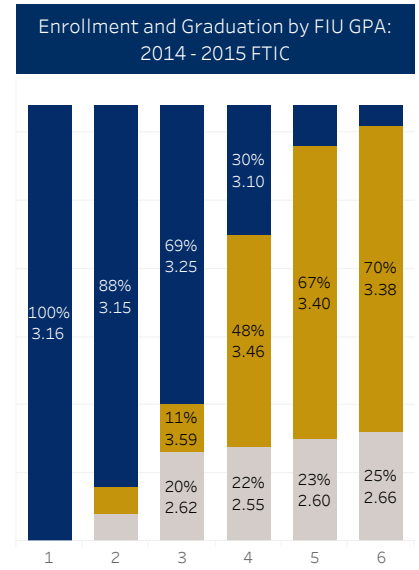
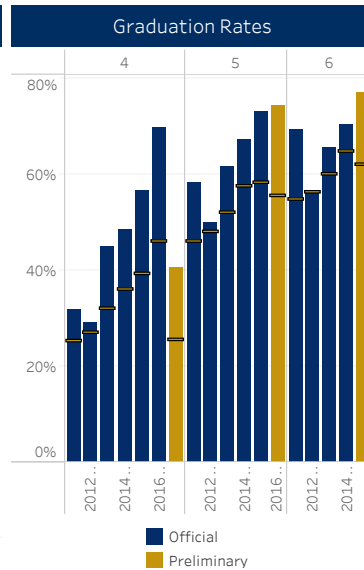
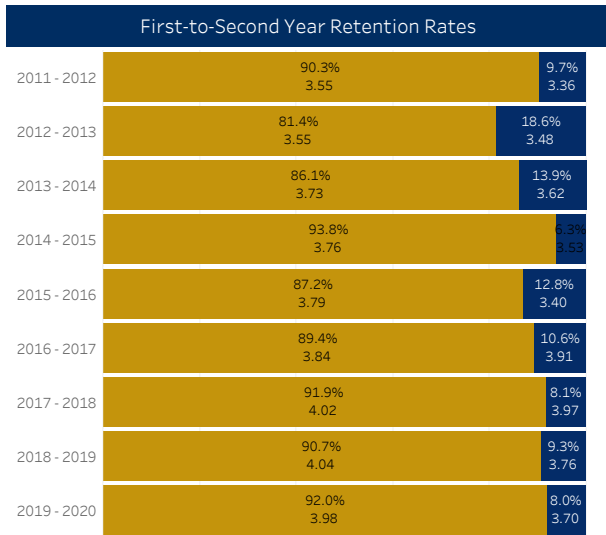


Retention, Academic Progress, and Graduation

Cohort Type FTIC	Cohort Year 2014 - 2015	First/Last Academic Str. First Term Academic Structure	College College of Communicat..	Department All	Major Multiple values	Academic Plan All	Subplan Multiple values
Enrollment Status FULLTIME	Housing Status All	Gender All	Ethnicity All	Residency Status All	Online Status All	First Generation Status All	
Honor Indicator First All	Honor Indicator Last All	International Status All	Pell Status All	Strategic Emphasis Status All			



Note: Average High School GPA included.

Retention and Graduation by Year

Cohort Year	Cohort Count	Year																	
		Re-Enrolled	Graduation Rate	Retention Rate	Re-Enrolled	Graduation Rate	Retention Rate	Re-Enrolled	Graduation Rate	Retention Rate	Re-Enrolled	Graduation Rate	Retention Rate	Re-Enrolled	Graduation Rate	Retention Rate	Re-Enrolled	Graduation Rate	Retention Rate
2011 - 2012	227	100%	0%	100%	90%	0%	90%	75%	3%	78%	44%	32%	76%	18%	58%	76%	6%	69%	75%
2012 - 2013	204	100%	0%	100%	81%	0%	81%	67%	3%	70%	37%	29%	66%	12%	50%	62%	5%	56%	61%
2013 - 2014	151	100%	0%	100%	84%	2%	86%	69%	7%	76%	28%	45%	74%	9%	62%	70%	2%	66%	68%
2014 - 2015	64	100%	0%	100%	88%	6%	94%	69%	11%	80%	30%	48%	78%	9%	67%	77%	5%	70%	75%
2015 - 2016	78	100%	0%	100%	85%	3%	87%	68%	10%	78%	22%	56%	78%	4%	73%	77%	0%	77%	77%
2016 - 2017	66	100%	0%	100%	86%	3%	89%	65%	18%	83%	15%	70%	85%	8%	74%	82%			
2017 - 2018	37	100%	0%	100%	86%	5%	92%	65%	19%	84%	43%	41%	84%						
2018 - 2019	54	100%	0%	100%	83%	7%	91%	78%	7%	85%									
2019 - 2020	50	100%	0%	100%	92%	0%	92%												

Explore by .. First-Generation Status

Official Rate Preliminary Rate

Graduation Rate by First-Generation Status: 2014 - 2015

	Year															
	1	2	3	4	5	6	7	1	2	3	4	5	6	7		
	Coho Grad	rt C. uat..	Coho Grad	rt C. uat..	Coho Grad	rt C. uat..	Coho Grad	rt C. uat..	Coho Grad	rt C. uat..	Coho Grad	rt C. uat..	Coho Grad	rt C. uat..	Coho Grad	rt C. uat..
First-Gener..	11	0.0%	11	9.1%	11	###	11	###	11	###	11	###	11	###	11	###
Non-First Generation	53	0.0%	53	5.7%	53	7.5%	53	###	53	###	53	###	53	###	53	###

First-Generation Status (I): 2014 - 2015

